



AUCTECH Makes Human Life
and Manufacturing More Convenient



B Series Industrial Robot

AUCTECH Makes Human Life More Convenient

AUCTECH Robotics

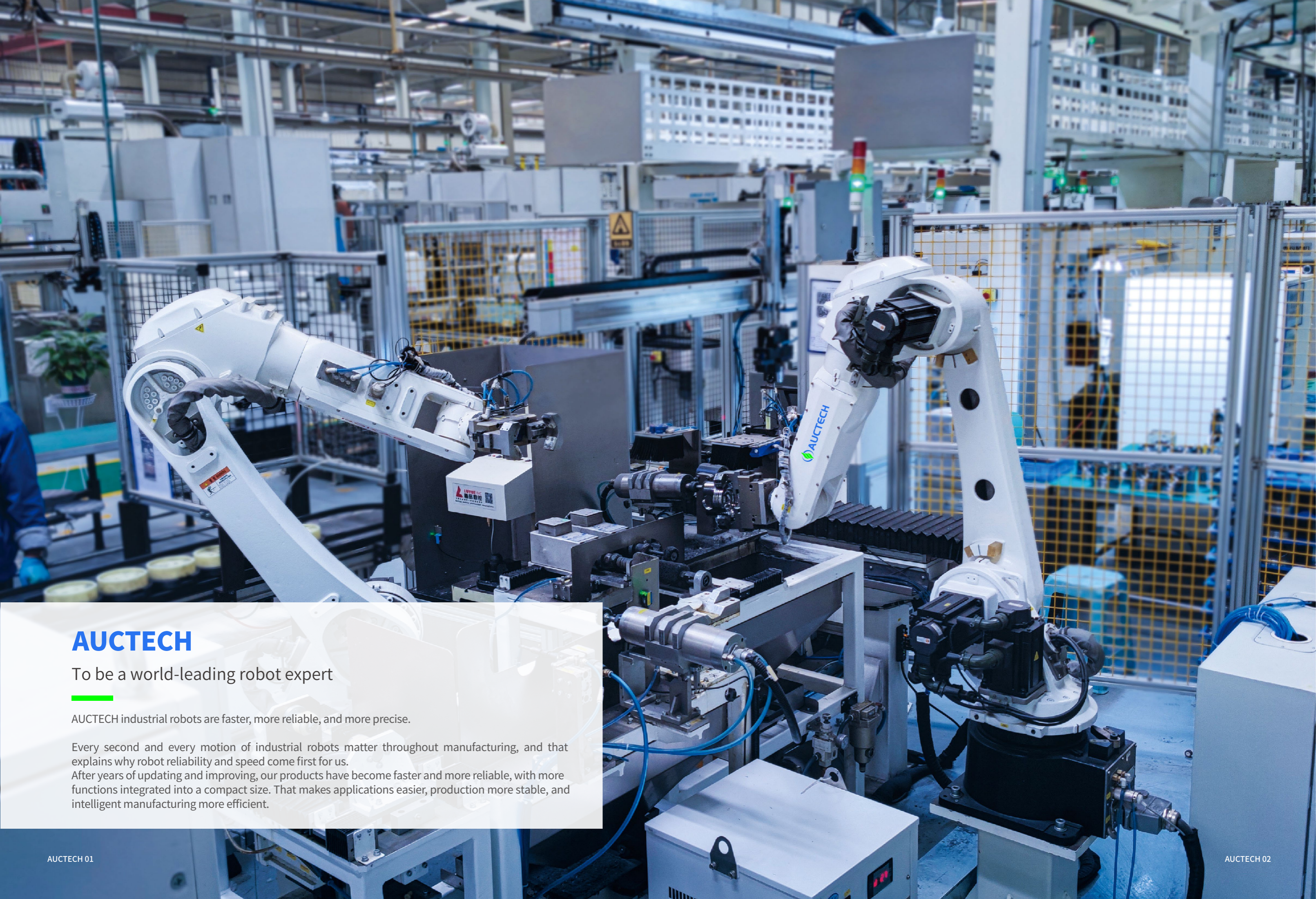
Tel: +86 020 8489 8493

Web: www.auctech.com.cn

Guangzhou Auctech Automation Technology Ltd

All rights reserved. Product specifications and technical data are subject to change without notice.

AUCTECH 2025-V4.1



AUCTECH

To be a world-leading robot expert

AUCTECH industrial robots are faster, more reliable, and more precise.

Every second and every motion of industrial robots matter throughout manufacturing, and that explains why robot reliability and speed come first for us. After years of updating and improving, our products have become faster and more reliable, with more functions integrated into a compact size. That makes applications easier, production more stable, and intelligent manufacturing more efficient.

Product Advantages



Faster

- Faster motion speed thanks to the optimized robot hardware design.
- Higher rigidity during high speed based on powerful servo motors and drives.

More Reliable

- IP67-rated protection allows for performance in diverse environments.
- The best quality components, with optimized software and hardware, ensure long-term and reliable operation.

More Flexible

- The B series industrial robots have wide range of communication interfaces for most convenient system integration in various applications.
- Multiple special firmware, e.g. welding, palletizing, enable faster commissioning and help customers achieve best results.

Easy to Use

- Robots are designed for easy maintenance, with rapid technical support available.

Strong Portfolio

- 6-axis industrial robots from 4kg to 280kg and SCARA robots from 4kg to 25kg, Full range of robots to cover most of applications.

Complete Sales Package

- A comprehensive welding package configuration is available, significantly reducing customers' procurement and commissioning costs.

Rich Communication Protocols

- Industrial robots built-in EtherCAT (master), CAN (master), TCP/IP (master/slave), ModbusTCP (master/slave), ModbusRTU (master/slave), Ethernet/IP (slave), optional Profinet (slave).
- SCARA built-in EtherCAT (master), optional Profinet (slave).

Product Series



BM Series
Large-load 6-Axis Robot

Payload:	180kg	210kg	280kg
Reach:	3200mm	2650mm	2650mm



BR Series
6-Axis Robot

Payload:	12kg	60kg	80kg
Reach:	1550mm	2680mm	2250mm



BM Series
Universal 6-Axis Robot

Payload:	20kg	35kg	45kg
Reach:	2100mm	1870mm	1870mm



BR Series
4-Axis Robot

Payload:	10kg	30kg
Reach:	1488mm	1750mm



Welding Robot

Payload:	10kg	12kg
Reach:	1440mm	2010mm



BM Series
Mini 6-Axis Robot

Payload:	4kg	10kg
Reach:	580mm	740mm 920mm



SCARA Robot

Payload:	Rated 1kg Max 4kg	Rated 5kg Max 10kg	Rated 10kg Max 25kg
Reach:	300mm 400mm	500mm 600mm 700mm	800mm 900mm 1000mm

SCARA Robot

- Faster speed, ensuring higher production cycle efficiency for customers.
- Better rigidity, suitable for rapid acceleration and deceleration and precise positioning under heavy loads.
- More model options, ensuring customers can choose the most suitable product.
- More competitive products and solutions to meet the automation needs of customers worldwide.

Model		BM-04SC-300		BM-04SC-400		BM-10SC-500		BM-10SC-600	
Axis		4		4		4		4	
Reach		300mm		400mm		500mm		600mm	
Power capacity		1.5KVA				2.0KVA			
Payload		Rated 1kg/Max 4kg				Rated 5kg/Max 10kg			
Pepeatability		±0.01mm		±0.01mm		±0.02mm		±0.02mm	
Weight		15kg		15.5kg		24kg		28kg	
Built-in air tube		φ6		φ6		φ6		φ6	
Moving range & speed	Axis 1S	5950mm/s	±145°	7200mm/s	±145°	7380mm/s	±135°	8100mm/s	±135°
	Axis 2L		±120°		±145°		±145°		±150°
	Axis 3U	1200mm/s	150mm	1200mm/s	150mm	1100mm/s	200mm	1100mm/s	200mm
	Axis 4R	880°/s	±360°	880°/s	±360°	880°/s	±360°	880°/s	±360°
Signals		Standard 16DI/16DO, 24VDC							
Installation		Floor type							
Application		Sorting, Loading/Unloading, Labeling, Dispensing, Assembly, Handling							



SCARA Robot

- Faster speed, ensuring higher production cycle efficiency for customers.
- Better rigidity, suitable for rapid acceleration and deceleration and precise positioning under heavy loads.
- More model options, ensuring customers can choose the most suitable product.
- More competitive products and solutions to meet the automation needs of customers worldwide.

Model		BM-10SC-700		BM-25SC-800		BM-25SC-900		BM-25SC-1000	
Axis		4		4		4		4	
Reach		700mm		800mm		900mm		1000mm	
Power capacity		2.0KVA		3.0KVA					
Payload		Rated 5kg/Max 10kg		Rated 10kg/Max 25kg					
Pepeatability		±0.02mm		±0.025mm					
Weight		29kg		63kg		64.5kg		66kg	
Built-in air tube		φ6		φ8		φ8		φ8	
Moving range & speed	Axis 1S	9580mm/s	±135°	9210mm/s	±135°	10360mm/s	±135°	11520mm/s	±135°
	Axis 2L		±150°		±150°		±150°		±150°
	Axis 3U	1100mm/s	200mm	2020mm/s	420mm	2020mm/s	420mm	2020mm/s	420mm
	Axis 4R	880°/s	±360°	720°/s	±360°	720°/s	±360°	720°/s	±360°
Signals		Standard 16DI/16DO, 24VDC							
Installation		Floor type							
Application		Sorting, Loading/Unloading, Labeling, Dispensing, Assembly, Handling							



Welding Robot

- Specifically designed for welding, ensuring the welding tube can be arranged within the robot body.
- Better motion performance, improving welding speed and efficiency.
- Good robot rigidity, ensuring high-quality welding even at high speeds.
- A wide range of welding accessory options. AUCTECH provides a complete welding package, including welding machines, welding torches, and other accessories.

Model		BR-10W-1440-D		BR-12-2010	
Axis		6		6	
Reach		1440mm		2010mm	
Power capacity		4.5KVA		4.5KVA	
Payload		10kg		12kg	
Pepeatability		±0.05mm		±0.05mm	
Weight		210kg		313kg	
Built-in air tube		φ10		φ10	
Protection class		IP56/IP67*		IP56/IP67*	
Moving range & speed	Axis 1S	285°/s	±167°	203°/s	±165°
	Axis 2L	247°/s	+80° to -145°	203°/s	+80° to -145°
	Axis 3U	285°/s	+145° to -75°	214°/s	+145° to -75°
	Axis 4R	392°/s	±190°	392°/s	±190°
	Axis 5B	272°/s	+50° to -210°	276°/s	+50° to -210°
	Axis 6T	1353°/s	±220°	1356°/s	±220°
	Axis 4R (N.m)	103.5		88.5	
	Axis 5B (N.m)	51.84		45.52	
	Axis 6T (N.m)	32.64		32.64	
Signals	Standard 16DI/16DO, 24VDC				
Installation	Floor type/Frame type/Ceiling type				
Application	Welding-Specific(Gas Shielded Welding, Tungsten Inert Gas(TIG)Welding, Laser Welding, Aluminum Welding, Stainless Steel Welding, Carbon Steel Welding)				

*Protection class: Axis 1/2/3 , IP56 ; Axis 4/5/6, IP67



BM Series Mini 6-Axis Robot



- Latest structural optimization design, providing high rigidity during robot movement.
- Supports various installation methods: floor type, frame type, ceiling type, etc.
- Outstanding stability and industry-leading motion speed to meet quality and cycle time requirements.

Model

BM-04S-580

Axis		6	
Reach		580mm	
Power capacity		2.0KVA	
Payload		4kg	
Pepeatability		±0.02mm	
Weight		27kg	
Built-in air tube		φ6	
Protection class		IP67	
Moving range & speed	Axis 1S	480°/s	±170°
	Axis 2L	460°/s	-150° to +90°
	Axis 3U	520°/s	-70° to +200°
	Axis 4R	560°/s	±190°
	Axis 5B	560°/s	±125°
	Axis 6T	880°/s	±360°
Signals		Standard 16DI/16DO, 24VDC	
Installation		Floor type/Frame type/Ceiling type	
Application		Sorting, Inspection, Loading/Unloading, Labeling, Dispensing, Assembly, Handling	

Applications



BM Series Mini 6-Axis Robot

- Latest structural optimization design, providing high rigidity during robot movement.
- Supports various installation methods: floor type, frame type, ceiling type, etc.
- Outstanding stability and industry-leading motion speed to meet quality and cycle time requirements.

Model		BM-10S-740		BM-10S-920	
Axis		6		6	
Reach		740mm		920mm	
Power capacity		3.0KVA		3.0KVA	
Payload		10kg		10kg	
Pepeatability		±0.02mm		±0.02mm	
Weight		45kg		47kg	
Built-in air tube		φ6		φ6	
Protection class		IP67		IP67	
Moving range & speed	Axis 1S	300°/s	±170°	300°/s	±170°
	Axis 2L	300°/s	-140° to +80°	300°/s	-140° to +80°
	Axis 3U	400°/s	-75° to +200°	400°/s	-75° to +200°
	Axis 4R	550°/s	±190°	550°/s	±190°
	Axis 5B	560°/s	±130°	560°/s	±130°
	Axis 6T	975°/s	±360°	975°/s	±360°
Signals		Standard 16DI/16DO, 24VDC			
Installation		Floor type/Frame type/Ceiling type			
Application		Sorting, Inspection, Loading/Unloading, Labeling, Dispensing, Assembly, Handling			



BM Series Universal 6-Axis Robot

- Longer arm reach compared to robots of the same weight class, easily handling different applications.
- Lightweight design of the robot body, providing higher motion speed.
- High-rigidity robot body and high-load servo motors, ensuring better load performance.

Model

BM-20-2100

Axis		6	
Reach		2100mm	
Power capacity		8.0KVA	
Payload		20kg	
Pepeatability		±0.03mm	
Weight		264kg	
Built-in air tube		φ8	
Protection class		IP54/IP67*	
Moving range &speed	Axis 1S	202°/s	±180°
	Axis 2L	212°/s	+98° to -160°
	Axis 3U	270°/s	+200° to -80°
	Axis 4R	470°/s	±200°
	Axis 5B	405°/s	+40° to -220°
	Axis 6T	650°/s	±360°
	Axis 4R(N.m)	80	
	Axis 5B(N.m)	80	
	Axis 6T(N.m)	50	
Signals		Standard 16DI/16DO, 24VDC	
Installation		Floor type/Frame type/Ceiling type	
Application		Spraying, Loading/Unloading, Handling, Cutting	

*Protection class: Axis 1/2/3 , IP54 ; Axis 4/5/6, IP67



BM Series Universal 6-Axis Robot

- Longer arm reach compared to robots of the same weight class, easily handling different applications.
- Lightweight design of the robot body, providing higher motion speed.
- High-rigidity robot body and high-load servo motors, ensuring better load performance.

Model		BM-35-1870		BM-45-1870	
Axis		6		6	
Reach		1870mm		1870mm	
Power capacity		8.0KVA		8.0KVA	
Payload		35kg		45kg	
Pepeatability		±0.03mm		±0.03mm	
Weight		260kg		286kg	
Built-in air tube		φ8		φ8	
Protection class		IP54/IP67*		IP54/IP67*	
Moving range & speed	Axis 1S	202°/s	±180°	202°/s	±180°
	Axis 2L	211°/s	+98° to -160°	211°/s	+98° to -160°
	Axis 3U	234°/s	+200° to -80°	210°/s	+200° to -80°
	Axis 4R	470°/s	±200°	420°/s	±200°
	Axis 5B	405°/s	+40° to -220°	285°/s	+40° to -220°
	Axis 6T	535°/s	±360°	410°/s	±360°
	Axis 4R(N.m)	80		103	
	Axis 5B(N.m)	80		103	
	Axis 6T(N.m)	50		100	
Signals	Standard 16DI/16DO, 24VDC				
Installation	Floor type/Frame type/Ceiling type				
Application	Loading/Unloading, Handling, Spraying, Cutting, Grinding, Die Casting				

*Protection class: Axis 1/2/3 , IP54 ; Axis 4/5/6, IP67



BM Series Large-load 6-Axis Robot

- Greater load capacity and longer arm reach compared to robots of the same class, easily handling a wider range of applications.
- High-inertia motion characteristics, perfect for high-inertia operational scenarios.
- Higher protection level, adaptable to harsh environments.

Model

BM-180-3200

Axis		6	
Reach		3200mm	
Power capacity		25.0KVA	
Payload		180kg	
Pepeatability		±0.06mm	
Weight		1300kg	
Built-in air tube		φ10	
Protection class		IP54/IP67*	
Moving range & speed	Axis 1S	120°/s	±180°
	Axis 2L	110°/s	+60° to -80°
	Axis 3U	115°/s	+95° to -80°
	Axis 4R	190°/s	±210°
	Axis 5B	185°/s	±125°
	Axis 6T	280°/s	±360°
	Axis 4R(N.m)	1134	
	Axis 5B(N.m)	1134	
	Axis 6T(N.m)	735	
Signals	Standard 16DI/16DO, 24VDC		
Installation	Floor type		
Application	Loading/Unloading, Handling, Spraying, Cutting		

*Protection class: Axis 1/2/3 , IP54; Axis 4/5/6, IP67

Applications



Loading /Unloading



Handling



Spraying



Cutting



BM Series Large-load 6-Axis Robot

- Greater load capacity and longer arm reach compared to robots of the same class, easily handling a wider range of applications.
- High-inertia motion characteristics, perfect for high-inertia operational scenarios.
- Higher protection level, adaptable to harsh environments.

Model		BM-210-2650		BM-280-2650	
Axis		6		6	
Reach		2650mm		2650mm	
Power capacity		25.0KVA		25.0KVA	
Payload		210kg		280kg	
Pepeatability		±0.06mm		±0.06mm	
Weight		1240kg		1240kg	
Built-in air tube		φ10		φ10	
Protection class		IP54/IP67*		IP54/IP67*	
Moving range & speed	Axis 1S	120°/s	±180°	120°/s	±180°
	Axis 2L	110°/s	+60° to -80°	110°/s	+60° to -80°
	Axis 3U	115°/s	+95° to -80°	115°/s	+95° to -80°
	Axis 4R	190°/s	±210°	190°/s	±210°
	Axis 5B	150°/s	±125°	135°/s	±125°
	Axis 6T	220°/s	±360°	220°/s	±360°
	Axis 4R(N.m)	1134		1134	
	Axis 5B(N.m)	1134		1134	
	Axis 6T(N.m)	752		752	
Signals	Standard 16DI/16DO, 24VDC				
Installation	Floor type				
Application	Loading/Unloading, Handling, Spraying, Cutting				

*Protection class: Axis 1/2/3 , IP54; Axis 4/5/6, IP67



BR Series 4-Axis Robot

- 4-axis high-speed robot, used for high-cycle applications such as palletizing and loading/unloading.

Model		BR-10C-1488		BR-30C-1750	
Axis		4		4	
Reach		1488mm		1750mm	
Power capacity		3.0KVA		6.0KVA	
Payload		10kg		30kg	
Pepeatability		±0.05mm		±0.05mm	
Weight		165kg		295kg	
Built-in air tube		φ10		φ10	
Protection class		IP56/IP67*		IP54	
Moving range & speed	Axis 1S	223°/s	±170°	223°/s	±170°
	Axis 2L	173°/s	-32° to +80°	223°/s	-70° to +30°
	Axis 3U	300°/s	+20° to -90°	235°/s	-70° to +80°
	Axis 4R	480°/s	±360°	435°/s	±360°
Signals		Standard 16DI/16DO, 24VDC			
Installation		Floor type/Frame type/Ceiling type			
Application		Loading/Unloading, Handling, Palletizing, Packing			

*Protection class: Axis 1/2, IP56; Axis 3/4, IP67



BR Series 6-Axis Robot

- Longer arm reach compared to robots of the same class, easily handling a wider range of applications.
- High-inertia motion characteristics, perfect for high-inertia operational scenarios.
- Higher protection level, adaptable to harsh environments.



Model

BR-12Z-1550

Axis		6	
Reach		1550mm	
Power capacity		4.5KVA	
Payload		12kg	
Pepeatability		±0.05mm	
Weight		210kg	
Built-in air tube		φ10	
Protection class		IP56/IP67*	
Moving range & speed	Axis 1S	257°/s	±170°
	Axis 2L	223°/s	+80° to -145°
	Axis 3U	257°/s	+145° to -75°
	Axis 4R	Protection class: Axis 1/2, IP54 (or 56), Axis 3/4, IP67	
	Axis 5B	275°/s	+20° to -200°
	Axis 6T	540°/s	±360°
	Axis 4R(N.m)	103.5	
	Axis 5B(N.m)	51.84	
	Axis 6T(N.m)	32.64	
Signals		Standard 16DI/16DO, 24VDC	
Installation		Floor type/Frame type/Ceiling type	
Application		Laser Welding, Spraying, Cutting, Handling, Packing, High-speed Loading/Unloading	

*Protection class: Axis 1/2/3 , IP56; Axis 4/5/6, IP67

Applications



BR Series 6-Axis Robot

- Longer arm reach compared to robots of the same class, easily handling a wider range of applications.
- High-inertia motion characteristics, perfect for high-inertia operational scenarios.
- Higher protection level, adaptable to harsh environments.

Model		BR-80E-2250		BR-60E-2680	
Axis		6		6	
Reach		2250mm		2680mm	
Power capacity		19.0KVA		19.0KVA	
Payload		80kg		60kg	
Pepeatability		±0.08mm		±0.08mm	
Weight		678kg		655kg	
Built-in air tube		φ8/φ10		φ8/φ10	
Protection class		IP56/IP67*		IP56/IP67*	
Moving range & speed	Axis 1S	216°/s	±165°	214°/s	±160°
	Axis 2L	150°/s	+90° to -120°	149°/s	+90° to -120°
	Axis 3U	175°/s	+140° to -70°	175°/s	+140° to -70°
	Axis 4R	378°/s	±190°	378°/s	±190°
	Axis 5B	286°/s	+30° to -210°	285°/s	+30° to -210°
	Axis 6T	370°/s	±360°	370°/s	±360°
	Axis 4R(N.m)	210		210	
	Axis 5B(N.m)	210		210	
	Axis 6T(N.m)	130		130	
Signals	Standard 16DI/16DO, 24VDC				
Installation	Floor type/Frame type/Ceiling type				
Application	Spraying, Cutting, Handling, Loading/Unloading, Grinding				

*Protection class: Axis 1/2/3 , IP56; Axis 4/5/6, IP67

